



Individual Results

Final
















Monpazier - CEI** - 120km :82 Riders














RANK	NUM.	AV. SPEED	NAT.	PHASE	RANK	ARRIVAL	IN TIME	RECOV. T.	PH. SPEED	BPM	AV. SPEED	TOTAL REC.	LAP/LEAD	
1	074	19.434		1	3	09:16:10	09:18:19	00:02:09	17.785	63	17.785	00:02:09	00:00:28	
Julien LAFAURE														
RHIAL CABIRAT					2	1	11:05:59	11:09:17	00:03:18	21.137	60/60	18.922	00:05:27	00:00:00
					3	1	13:35:53	13:39:13	00:03:20	17.738	61/64	18.514	00:08:47	00:00:00
					4	1	15:31:17	15:39:17		24.168	63	19.434		00:00:00
- CEI** - MONSIEUR JEAN NOEL LAFAURE												Total Riding Time: 06:21:17		
2	036	19.349		1	2	09:16:09	09:17:54	00:01:45	17.839	53/52	17.839	00:01:45	00:00:03	
Ruth COMAS MOLIST														
MILANA					2	5	11:08:55	11:11:12	00:02:17	20.464	47	18.750	00:04:02	00:01:55
Lap / preceding :00:01:41					3	3	13:39:21	13:42:41	00:03:20	17.491	58/58	18.315	00:07:22	00:03:28
					4	2	15:32:58	15:44:57		24.883	60	19.349		00:01:41
- CEI** - IRENE GOMEZ												Total Riding Time: 06:22:58		
3	019	19.315		1	14	09:20:26	09:23:11	00:02:45	17.181	63	17.181	00:02:45	00:05:20	
Jordi ARBOIX SANTACREU														
TALEM ALBA LA SOURCE					2	10	11:12:22	11:15:31	00:03:09	20.737	61/60	18.374	00:05:54	00:06:14
Lap / preceding :00:00:40					3	5	13:38:58	13:47:51	00:08:53	17.359	61/54	18.027	00:14:47	00:08:38
					4	3	15:33:38	15:56:29		26.890	63	19.315		00:02:21
- CEI** - JORDI ARBOIX												Total Riding Time: 06:23:38		
4	033	19.314		1	1	09:16:09	09:17:51	00:01:42	17.845	60/63	17.845	00:01:42	00:00:00	
Miguel VILA UBACH														
LA VELLES 49 64					2	6	11:08:57	11:11:16	00:02:19	20.431	54/60	18.744	00:04:01	00:01:59
Lap / preceding :00:00:01					3	2	13:39:22	13:42:39	00:03:17	17.507	55/60	18.317	00:07:18	00:03:26
					4	4	15:33:39	15:47:29		24.590	56	19.314		00:02:22
- CEI** - MIGUEL VILA UBACH												Total Riding Time: 06:23:39		
5	030	18.424		1	13	09:20:36	09:23:04	00:02:28	17.195	61/60	17.195	00:02:28	00:05:13	
Ander MATO GARCIA														
NE FAUR					2	12	11:12:51	11:16:26	00:03:35	20.445	62/59	18.297	00:06:03	00:07:09
Lap / preceding :00:18:32					3	6	13:43:23	13:49:25	00:06:02	17.259	60/64	17.941	00:12:05	00:10:12
					4	5	15:52:11	16:01:36		20.614	61	18.424		00:20:54
- CEI** - ANDER MATO												Total Riding Time: 06:42:11		
6	031	18.305		1	31	09:25:35	09:27:33	00:01:58	16.672	60	16.672	00:01:58	00:09:42	
Juan Carlos RUIZ DE VILLA FERNANDEZ														
FANDI 50					2	27	11:22:57	11:25:06	00:02:09	19.342	53/53	17.592	00:04:07	00:15:49
Lap / preceding :00:02:38					3	12	13:57:51	14:00:50	00:02:59	16.849	60/62	17.340	00:07:06	00:21:37
					4	6	15:54:49	16:02:13		23.444	51	18.305		00:23:32
- CEI** - SALVADOR GOMEZ PEREIRA												Total Riding Time: 06:44:49		
7	018	18.277		1	16	09:21:56	09:23:56	00:02:00	17.091	52/56	17.091	00:02:00	00:06:05	
Saleh AL BALUSHI														
DALILA DE FONTANEL					2	14	11:19:23	11:21:43	00:02:20	19.284	57/60	17.861	00:04:20	00:12:26
Lap / preceding :00:00:37					3	9	13:55:18	13:57:56	00:02:38	16.779	57/62	17.489	00:06:58	00:18:43
					4	7	15:55:26	16:05:15		22.222	56	18.277		00:24:09
- CEI** - ROYAL CAVALRY OF OMAN												Total Riding Time: 06:45:26		
8	097	18.276		1	19	09:21:53	09:24:45	00:02:52	16.995	58	16.995	00:02:52	00:06:54	
Melody THEOLISSAT														
RONNIE JET DE SOMMANT					2	16	11:19:45	11:22:38	00:02:53	19.260	62/60	17.787	00:05:45	00:13:21
Lap / preceding :00:00:01					3	10	13:55:33	13:59:55	00:04:22	16.626	64/64	17.387	00:10:07	00:20:42
					4	8	15:55:27	16:09:34		22.889	56	18.276		00:24:10
- CEI** - MADAME SUSAN GOUPILLOT												Total Riding Time: 06:45:27		
9	105	18.247		1	28	09:21:53	09:27:17	00:05:24	16.703	61	16.703	00:05:24	00:09:26	
Nina LISSARRAGUE														
AINHOA SYNDAYA					2	17	11:19:46	11:22:43	00:02:57	19.885	58/65	17.780	00:08:21	00:13:26
Lap / preceding :00:00:39					3	11	13:55:48	14:00:01	00:04:13	16.624	64/70	17.382	00:12:34	00:20:48
					4	9	15:56:06	16:07:26		22.699	59	18.247		00:24:49
- CEI** - S.C.E.A. AINHOA VALERIO												Total Riding Time: 06:46:06		
10	069	18.239		1	34	09:25:42	09:28:31	00:02:49	16.564	49/50	16.564	00:02:49	00:10:40	
Sandra HOUBERDON														
NELLA DE PAWI					2	19	11:19:46	11:24:00	00:04:14	19.872	55/54	17.679	00:07:03	00:14:43
Lap / preceding :00:00:10					3	13	13:55:45	14:01:32	00:05:47	16.591	59/64	17.304	00:12:50	00:22:19
					4	10	15:56:16	16:10:00		23.172	57	18.239		00:24:59
- CEI** - M. Pascal WILLEM												Total Riding Time: 06:46:16		
11	041	17.967		1	41	09:25:54	09:29:34	00:03:40	16.448	62/60	16.448	00:03:40	00:11:43	
Paul BARD														
TAJ MAHAL					2	38	11:23:11	11:27:39	00:04:28	19.210	45/60	17.395	00:08:08	00:18:22
Lap / preceding :00:06:09					3	14	13:56:17	14:02:20	00:06:03	17.003	60/64	17.264	00:14:11	00:23:07
					4	11	16:02:25	16:12:05		21.403	59	17.967		00:31:08
- CEI** - PAUL BARD												Total Riding Time: 06:52:25		







RANK	NUM.	AV. SPEED	NAT.	PHASE	RANK	ARRIVAL	IN TIME	RECOV. T.	PH. SPEED	BPM	AV. SPEED	TOTAL REC.	LAP/LEAD
12	093	17.955		1	26	09:22:23	09:26:05	00:03:42	16.840	58/60	16.840	00:03:42	00:08:14
Fanny ROUX				2	22	11:19:32	11:24:10	00:04:38	19.210	62	17.665	00:08:20	00:14:53
QATIIFAH LA LIZONNE				3	15	13:55:21	14:03:40	00:08:19	16.318	64/64	17.197	00:16:39	00:24:27
Lap / preceding :00:00:17				4	12	16:02:42	16:30:16		21.729	64	17.955		00:31:25
- CEI** - FANNY ROUX											Total Riding Time: 06:52:42		
13	035	17.950		1	11	09:17:04	09:21:29	00:04:25	17.387	62/64	17.387	00:04:25	00:03:38
Urs WENGER				2	8	11:09:01	11:14:15	00:05:14	20.614	62	18.483	00:09:39	00:04:58
TOSKHAN DU CADE				3	7	13:41:18	13:51:57	00:10:39	16.568	57/62	17.804	00:20:18	00:12:44
Lap / preceding :00:00:07				4	13	16:02:49	16:15:23		18.549	52	17.950		00:31:32
- CEI** - Wenger Urs											Total Riding Time: 06:52:49		
14	022	17.900		1	5	09:16:10	09:19:17	00:03:07	17.662	56/62	17.662	00:03:07	00:01:26
Yousef Ahmed AL BLOUSHI				2	9	11:06:10	11:14:26	00:08:16	19.960	60/54	18.467	00:11:23	00:05:09
SALAM BANQUETOL				3	8	13:43:22	13:55:23	00:12:01	16.122	62/62	17.622	00:23:24	00:16:10
Lap / preceding :00:01:09				4	14	16:03:58	16:28:57		19.088	57	17.900		00:32:41
- CEI** - S.A.R.L. LES ECURIES DU MAS DE BELLE											Total Riding Time: 06:53:58		
15	049	17.883		1	25	09:21:46	09:26:02	00:04:16	16.845	63/60	16.845	00:04:16	00:08:11
Emilie BRARD				2	25	11:19:33	11:24:40	00:05:07	19.076	60	17.626	00:09:23	00:15:23
KAMLAH DE LAM				3	21	13:55:40	14:06:13	00:10:33	16.043	64/48	17.070	00:19:56	00:27:00
Lap / preceding :00:00:24				4	15	16:04:22	16:19:29		22.010	49	17.883		00:33:05
- CEI** - EMILIE BRARD											Total Riding Time: 06:54:22		
16	032	17.426		1	44	09:25:38	09:29:56	00:04:18	16.407	60	16.407	00:04:18	00:12:05
Silvia SIMON CARRASCO				2	41	11:22:59	11:28:50	00:05:51	19.011	63/64	17.305	00:10:09	00:19:33
GORRI 75				3	19	13:56:02	14:05:22	00:09:20	16.733	63/60	17.112	00:19:29	00:26:09
Lap / preceding :00:10:51				4	16	16:15:13	16:33:41		18.785	51	17.426		00:43:56
- CEI** - INIGO HUEGUN											Total Riding Time: 07:05:13		
17	056	17.421		1	22	09:20:49	09:25:35	00:04:46	16.898	63	16.898	00:04:46	00:07:44
Aurelie CIARAVOLA				2	23	11:17:26	11:24:36	00:07:10	18.983	62/60	17.631	00:11:56	00:15:19
LIAM DE TENSONNIVES				3	23	13:55:34	14:08:51	00:13:17	15.694	64/68	16.941	00:25:13	00:29:38
Lap / preceding :00:00:08				4	17	16:15:21	16:42:22		19.608	64	17.421		00:44:04
- CEI** - M. Belkacem BENAMAR											Total Riding Time: 07:05:21		
18	013	17.420		1	6	09:16:13	09:19:43	00:03:30	17.607	59/60	17.607	00:03:30	00:01:52
Valy SCHMARTZ				2	3	11:06:06	11:10:35	00:04:29	21.167	61/60	18.805	00:07:59	00:01:18
CZARLOTTA S				3	4	13:39:24	13:43:27	00:04:03	17.277	63/64	18.272	00:12:02	00:04:14
Lap / preceding :00:00:01				4	18	16:15:22	16:22:51		14.718	58	17.420		00:44:05
- CEI** - Suzanne Colle											Total Riding Time: 07:05:22		
19	071	17.270		1	39	09:26:56	09:29:23	00:02:27	16.468	64/64	16.468	00:02:27	00:11:32
Muriel JUDIC				2	36	11:23:08	11:27:34	00:04:26	19.186	52	17.401	00:06:53	00:18:17
UNAMIA DES CHAISES				3	25	13:56:02	14:09:31	00:13:29	15.990	56/64	16.909	00:20:22	00:30:18
Lap / preceding :00:03:42				4	19	16:19:04	16:31:36		18.856	64	17.270		00:47:47
- CEI** - MURIEL JUDIC											Total Riding Time: 07:09:04		
20	060	17.247		1	36	09:25:39	09:28:50	00:03:11	16.529	59/64	16.529	00:03:11	00:10:59
Erwan DROUMAGUET				2	39	11:23:04	11:27:43	00:04:39	19.015	56	17.390	00:07:50	00:18:26
ALSTER				3	24	14:00:45	14:09:28	00:08:43	16.016	63/60	16.911	00:16:33	00:30:15
Lap / preceding :00:00:35				4	20	16:19:39	16:38:34		18.707	53	17.247		00:48:22
- CEI** - Al Aasfa Overseas, Ltd c/o Mossack Fonseca & Co (B											Total Riding Time: 07:09:39		
21	089	16.686		1	48	09:25:43	09:31:17	00:05:34	16.261	62/60	16.261	00:05:34	00:13:26
Morgane PAYEN				2	42	11:23:06	11:29:08	00:06:02	19.268	53	17.283	00:11:36	00:19:51
TOUAREG DU FONPEYROL				3	22	13:55:46	14:07:51	00:12:05	16.426	59/68	16.990	00:23:41	00:28:38
Lap / preceding :00:14:26				4	21	16:34:05	16:45:46		15.587	57	16.686		01:02:48
- CEI** - DR.VETER. DOMINIQUE GILBERTE PAYEN											Total Riding Time: 07:24:05		
22	087	16.684		1	50	09:31:48	09:35:48	00:04:00	15.789	64/54	15.789	00:04:00	00:17:57
Anais NOAILLES				2	47	11:38:20	11:41:41	00:03:21	17.466	62/60	16.385	00:07:21	00:32:24
TALENT DE JANSAVIS				3	32	14:17:55	14:24:35	00:06:40	15.867	64/64	16.210	00:14:01	00:45:22
Lap / preceding :00:00:04				4	22	16:34:09	16:46:55		18.852	53	16.684		01:02:52
- CEI** - FRANCOISE BESSIERE FELGA											Total Riding Time: 07:24:09		
23	061	16.683		1	49	09:31:47	09:35:19	00:03:32	15.839	58/60	15.839	00:03:32	00:17:28
Lydie DUBOIS				2	46	11:38:19	11:40:36	00:02:17	17.588	56/60	16.459	00:05:49	00:31:19
OSSAN ARABIAN SONG				3	30	14:17:56	14:22:12	00:04:16	16.036	63/64	16.317	00:10:05	00:42:59
Lap / preceding :00:00:01				4	23	16:34:10	16:45:28		18.300	53	16.683		01:02:53
- CEI** - Mademoiselle LYDIE DUBOIS											Total Riding Time: 07:24:10		
24	040	16.682		1	53	09:33:29	09:36:21	00:02:52	15.734	53/54	15.734	00:02:52	00:18:30
Nicolas BALLARIN				2	48	11:38:18	11:41:50	00:03:32	17.547	62/60	16.375	00:06:24	00:32:33
HALDARABAD				3	31	14:17:53	14:24:04	00:06:11	15.953	61/64	16.233	00:12:35	00:44:51
Lap / preceding :00:00:01				4	24	16:34:11	16:44:35		18.723	60	16.682		01:02:54
- CEI** - S.A.R.L. HARAS DU MAURY											Total Riding Time: 07:24:11		

RANK	NUM.	AV. SPEED	NAT.	PHASE	RANK	ARRIVAL	IN TIME	RECOV. T.	PH. SPEED	BPM	AV. SPEED	TOTAL REC.	LAP/LEAD
25	065	16.585		1	27	09:20:07	09:26:39	00:06:32	16.775	50/54	16.775	00:06:32	00:08:48
Adele GRANET					2	11:19:28	11:24:07	00:04:39	19.363	62/60	17.669	00:11:11	00:14:50
ULYSSE DE PERIGNEUX					3	13:56:02	14:04:32	00:08:30	16.194	63/64	17.154	00:19:41	00:25:19
Lap / preceding :00:02:36					4	16:36:47	16:44:21		14.670	55	16.585		01:05:30
- CEI** - DANIEL MELIN											Total Riding Time: 07:26:47		
26	073	16.222		1	55	09:33:33	09:37:17	00:03:44	15.641	64	15.641	00:03:44	00:19:26
Morgane LAFAURE					2	11:38:22	11:43:07	00:04:45	17.476	63/60	16.288	00:08:29	00:33:50
TJAINKIA CABIRAT					3	14:16:35	14:25:49	00:09:14	15.892	60/64	16.156	00:17:43	00:46:36
Lap / preceding :00:10:01					4	16:46:48	17:00:40		16.487	46	16.222		01:15:31
- CEI** - JEAN-NOEL LAFAURE											Total Riding Time: 07:36:48		
27	012	16.221		1	56	09:33:33	09:37:21	00:03:48	15.634	63/60	15.634	00:03:48	00:19:30
Rodrigo MOREIRA BARRETO					2	11:38:22	11:43:08	00:04:46	17.486	61/62	16.287	00:08:34	00:33:51
ULTRA CABIRAT					3	14:16:36	14:25:48	00:09:12	15.897	59/60	16.156	00:17:46	00:46:35
Lap / preceding :00:00:01					4	16:46:49	17:00:32		16.481	63	16.221		01:15:32
- CEI** - M. Jean-noel LAFAURE											Total Riding Time: 07:36:49		
28	091	16.057		1	59	09:35:15	09:37:53	00:02:38	15.581	64/64	15.581	00:02:38	00:20:02
Sylvain PONT					2	11:45:34	11:48:28	00:02:54	16.559	59/60	15.938	00:05:32	00:39:11
JASMINA DE VERE					3	14:33:17	14:36:19	00:03:02	15.252	63/62	15.705	00:08:34	00:57:06
Lap / preceding :00:04:40					4	16:51:29	16:56:27		17.613	57	16.057		01:20:12
- CEI** - AL AASFA OVERSEAS LTD.											Total Riding Time: 07:41:29		
29	034	16.048		1	23	09:21:55	09:25:42	00:03:47	16.884	61/56	16.884	00:03:47	00:07:51
Barbara LISSARRAGUE					2	11:19:26	11:25:47	00:06:21	18.731	60/56	17.539	00:10:08	00:16:30
ALHABAC					3	13:55:50	14:16:08	00:20:18	14.960	62/64	16.595	00:30:26	00:36:55
Lap / preceding :00:00:16					4	16:51:45	16:58:57		14.202	63	16.048		01:20:28
- CEI** - S.C.E.A. AINHOA											Total Riding Time: 07:41:45		
30	081	16.046		1	46	09:25:41	09:30:45	00:05:04	16.318	44/48	16.318	00:05:04	00:12:54
Camille LOT					2	11:23:13	11:27:23	00:04:10	19.574	48/56	17.416	00:09:14	00:18:06
ETHY AL FAWZAN					3	14:00:40	14:11:01	00:10:21	15.773	60/64	16.837	00:19:35	00:31:48
Lap / preceding :00:00:02					4	16:51:47	17:00:28		13.542	53	16.046		01:20:30
- CEI** - CAMILLE LOT											Total Riding Time: 07:41:47		
31	113	15.843		1	65	09:37:23	09:42:20	00:04:57	15.154	56/56	15.154	00:04:57	00:24:29
Fahad Helal Mohamed AL KHATRI					2	11:54:39	11:57:43	00:03:04	15.726	50/60	15.366	00:08:01	00:48:26
KELALLIE DE LA CURE					3	14:44:57	14:49:20	00:04:23	14.816	63/60	15.180	00:12:24	01:10:07
Lap / preceding :00:05:56					4	16:57:43	17:01:51		19.137	53	15.843		01:26:26
- CEI** - ROYAL ENDURANCE TEAM OF BAHRAIN											Total Riding Time: 07:47:43		
32	068	15.735		1	62	09:33:29	09:39:31	00:06:02	15.422	57	15.422	00:06:02	00:21:40
Jean Michel GRIMAL					2	11:48:11	11:51:06	00:02:55	16.379	57	15.771	00:08:57	00:41:49
UDJI DE BEDERS					3	14:40:49	14:44:35	00:03:46	14.609	56/64	15.367	00:12:43	01:05:22
Lap / preceding :00:03:13					4	17:00:56	17:18:02		17.371	63	15.735		01:29:39
- CEI** - M. Marc LABRUNIE											Total Riding Time: 07:50:56		
33	079	15.620		1	64	09:38:15	09:41:24	00:03:09	15.242	52	15.242	00:03:09	00:23:33
Salem Mubarak SABT					2	11:54:36	11:58:27	00:03:51	15.456	61/56	15.322	00:07:00	00:49:10
SAMELLA DE LA VALIERE					3	14:44:57	14:55:51	00:10:54	14.192	63/60	14.930	00:17:54	01:16:38
Lap / preceding :00:03:28					4	17:04:24	17:13:50		19.096	61	15.620		01:33:07
- CEI** - EARL LES ECURIES DE LA VALIERE											Total Riding Time: 07:54:24		
34	067	15.618		1	68	09:49:05	09:51:46	00:02:41	14.322	63/64	14.322	00:02:41	00:33:55
Maureen GRANIER					2	11:54:40	11:58:00	00:03:20	17.395	61/64	15.349	00:06:01	00:48:43
UNI VERE					3	14:44:59	14:49:20	00:04:21	14.848	64/60	15.180	00:10:22	01:10:07
Lap / preceding :00:00:04					4	17:04:28	17:17:26		17.619	59	15.618		01:33:11
- CEI** - FRANCK LANCE											Total Riding Time: 07:54:28		
35	053	15.337		1	61	09:33:41	09:38:41	00:05:00	15.503	64/60	15.503	00:05:00	00:20:50
Claire CHALANDRE					2	11:45:40	11:50:44	00:05:04	16.296	59/60	15.794	00:10:04	00:41:27
URGA D'OLBIA					3	14:40:33	14:46:22	00:05:49	14.377	63/64	15.296	00:15:53	01:07:09
Lap / preceding :00:08:41					4	17:13:09	17:25:41		15.499	59	15.337		01:41:52
- CEI** - Mme Claire CHALANDRE											Total Riding Time: 08:03:09		
36	017	15.336		1	54	09:33:45	09:36:49	00:03:04	15.687	61/64	15.687	00:03:04	00:18:58
Tengku Putri Helen Nurina TENGKU SHAH					2	11:48:14	11:51:28	00:03:14	15.848	53/48	15.748	00:06:18	00:42:11
MOOREA FONT NOIRE					3	14:40:55	14:45:05	00:04:10	14.594	57/78	15.347	00:10:28	01:05:52
Lap / preceding :00:00:01					4	17:13:10	17:17:51		15.293	64	15.336		01:41:53
- CEI** - M. Jacques FAURE et Mme Catherine FAURE											Total Riding Time: 08:03:10		
37	090	15.272		1	42	09:22:12	09:29:38	00:07:26	16.440	60/64	16.440	00:07:26	00:11:47
Claude PLACES					2	11:27:13	11:35:10	00:07:57	17.537	54/56	16.839	00:15:23	00:25:53
SHALIMAR RIO					3	14:21:15	14:28:55	00:07:40	14.579	58/59	16.020	00:23:03	00:49:42
Lap / preceding :00:02:02					4	17:15:12	17:27:50		12.900	53	15.272		01:43:55
- CEI** - CLAUDE PLACES											Total Riding Time: 08:05:12		

RANK	NUM.	AV. SPEED	NAT.	PHASE	RANK	ARRIVAL	IN TIME	RECOV. T.	PH. SPEED	BPM	AV. SPEED	TOTAL REC.	LAP/LEAD
38	082	15.094		1	30	09:22:08	09:27:25	00:05:17	16.687	56/60	16.687	00:05:17	00:09:34
Guillaume LOVY			FRA	2	24	11:19:17	11:24:37	00:05:20	19.430	62/60	17.630	00:10:37	00:15:20
SELKIS DE BARBAN				3	35	14:16:46	14:26:38	00:09:52	13.731	64/54	16.120	00:20:29	00:47:25
Lap / preceding :00:05:44				4	38	17:20:56	17:32:42		12.068	61	15.094		01:49:39
- CEI** - Frédéric PETREQUIN et Florence Suzane Marie JULLIO											Total Riding Time: 08:10:56		
39	085	14.631		1	70	09:49:05	09:54:03	00:04:58	14.134	58/60	14.134	00:04:58	00:36:12
Celine MAZINGARBE			FRA	2	62	11:58:51	12:03:29	00:04:38	16.772	60/60	15.029	00:09:36	00:54:12
SAPHIR DU MALAURIE				3	45	15:04:17	15:09:41	00:05:24	13.338	58/60	14.426	00:15:00	01:30:28
Lap / preceding :00:15:31				4	39	17:36:27	17:45:51		15.501	59	14.631		02:05:10
- CEI** - Monsieur LUC MAZINGARBE											Total Riding Time: 08:26:27		
40	001	13.714		1	72	09:49:05	09:57:22	00:08:17	13.870	52	13.870	00:08:17	00:39:31
Farid ABDENEBI			ALG	2	65	12:09:33	12:16:59	00:07:26	15.058	57/48	14.297	00:15:43	01:07:42
D SHAHIL				3	46	15:19:39	15:30:36	00:10:57	12.694	63/60	13.725	00:26:40	01:51:23
Lap / preceding :00:33:52				4	40	18:10:19	18:23:38		13.672	58	13.714		02:39:02
- CEI** - ABDENABI FARID											Total Riding Time: 09:00:19		
41	106	13.706		1	69	09:42:02	09:53:06	00:11:04	14.211	56/60	14.211	00:11:04	00:35:15
LUCAS NOUGIER			FRA	2	63	11:58:51	12:07:40	00:08:49	15.862	56/64	14.795	00:19:53	00:58:23
NANOU DE BOZOULS				3	48	15:19:42	15:32:29	00:12:47	11.831	58/60	13.665	00:32:40	01:53:16
Lap / preceding :00:00:19				4	41	18:10:38	18:26:37		13.870	58/64	13.706		02:39:21
- CEI** - S.A.R.L. MEZAGRI											Total Riding Time: 09:00:38		
NQ	025	LA-TR		1	47	09:25:36	09:31:11	00:05:35	16.272	64	16.272	00:05:35	00:13:20
Gaizka IPARRAGUIRRE BERIZIARTUA			ESP	2	43	11:23:08	11:29:25	00:06:17	19.173	62/56	17.261	00:11:52	00:20:08
IZAR DE GURBILA				3	26	13:57:47	14:09:57	00:12:10	16.178	60/60	16.888	00:24:02	00:30:44
Lap / preceding :22:08:37				4	LA-TR	16:19:15	16:28:21		18.916	58	17.263		00:47:58
- CEI** - OLAIA ARISTEGI GURIDI													
NQ	026	LA		1	20	09:21:48	09:24:57	00:03:09	16.971	57	16.971	00:03:09	00:07:06
Aratz LAMA DUDAGOITIA			ESP	2	20	11:19:21	11:24:04	00:04:43	18.959	60/60	17.673	00:07:52	00:14:47
DRACK 75				3	17	13:56:03	14:04:15	00:08:12	16.225	64/64	17.168	00:16:04	00:25:02
Lap / preceding :23:43:23				4	LA	16:02:38	16:17:08		21.935	0	17.958		00:31:21
- CEI** - FRANCISCO MARTIN NIETO													
NQ	043	LA		1	71	09:49:04	09:56:24	00:07:20	13.946	52/56	13.946	00:07:20	00:38:33
Kader BENAMEUR			FRA	2	64	12:09:32	12:16:18	00:06:46	15.015	61/45	14.332	00:14:06	01:07:01
TOUMI DE LIS				3	47	15:19:39	15:30:56	00:11:17	12.611	61/64	13.714	00:25:23	01:51:43
Lap / preceding :02:07:59				4	LA	18:10:37	18:26:01		13.676	57	13.707		02:39:20
- CEI** - S.A.R.L. LES ECURIES DU MAS DE BELLE													
NQ	083	LA		1	29	09:25:39	09:27:20	00:01:41	16.697	56/54	16.697	00:01:41	00:09:29
May MANIFACIER			FRA	2	15	11:19:57	11:21:53	00:01:56	20.121	57/60	17.847	00:03:37	00:12:36
SETHI				3	16	13:56:18	14:04:06	00:07:48	15.955	63/63	17.175	00:11:25	00:24:53
Lap / preceding :22:06:00				4	LA	16:16:37	16:31:20		18.178	61	17.369		00:45:20
- CEI** - M. AIME MAZOYER & M. THIERRY MAZOYER													
NQ	084	LA		1	35	09:23:58	09:28:34	00:04:36	16.558	62	16.558	00:04:36	00:10:43
Joel MARESCASSIER			FRA	2	35	11:23:02	11:27:25	00:04:23	19.024	64	17.413	00:08:59	00:18:08
DZINA DE LEYRE				3	20	14:00:39	14:06:09	00:05:30	16.423	64/60	17.074	00:14:29	00:26:56
Lap / preceding :23:58:35				4	LA	16:15:12	16:30:33		18.975	0	17.427		00:43:55
- CEI** - JOEL MARESCASSIER													
NQ	086	LA		1	57	09:35:16	09:37:23	00:02:07	15.631	62/60	15.631	00:02:07	00:19:32
Mirjana NIELS			FRA	2	52	11:45:34	11:48:28	00:02:54	16.468	58/60	15.938	00:05:01	00:39:11
LUTON UK				3	37	14:33:18	14:36:16	00:02:58	15.258	63/60	15.707	00:07:59	00:57:03
Lap / preceding :00:36:16				4	LA	16:51:28	16:56:26		17.606	0	16.057		01:20:11
- CEI** - JUMA'S TEAM S.L.													
NQ	101	ME-TR		1	32	09:25:40	09:27:37	00:01:57	16.665	64/64	16.665	00:01:57	00:09:46
Marion WASILEWSKI			FRA	2	29	11:23:04	11:25:22	00:02:18	19.293	64/64	17.571	00:04:15	00:16:05
UNAMIS DU DURZON				3	28	14:00:46	14:13:50	00:13:04	15.179	60/60	16.703	00:17:19	00:34:37
Lap / preceding :00:00:18				4	ME-TR	16:51:46	17:10:43		13.898	71	16.047		01:20:29
- CEI** - S.A.S.U. CHEVAL SERVICE													
NQ	002	LA		1	40	09:25:54	09:29:31	00:03:37	16.453	57/56	16.453	00:03:37	00:11:40
Catalina BASTONS			ARG	2	37	11:23:09	11:27:37	00:04:28	19.206	56/60	17.398	00:08:05	00:18:20
TAHERA DEL FILOU				3	LA	13:56:13	14:06:01	00:09:48	16.470	53/64	17.080	00:17:53	00:26:48
Lap / preceding :22:04:15													
- CEI** - Mme CLAIRE GUIGNEUX et M. PHILIPPE GUIGNEUX													
NQ	010	RET		1	17	09:16:11	09:24:12	00:08:01	17.060	60/60	17.060	00:08:01	00:06:21
Dominique EVRARD			BEL	2	26	11:19:26	11:24:45	00:05:19	18.622	56/60	17.620	00:13:20	00:15:28
SEMILLAH LEMPIKAH				3	RET	13:55:45	14:10:39	00:14:54	15.489	55/64	16.854	00:28:14	00:31:26
Lap / preceding :00:04:38													
- CEI** - Claire Bruera													

RANK	NUM.	AV. SPEED	NAT.	PHASE	RANK	ARRIVAL	IN TIME	RECOV. T.	PH. SPEED	BPM	AV. SPEED	TOTAL REC.	LAP/LEAD
NQ	011	LA		1	8	09:16:10	09:20:05	00:03:55	17.561	64/64	17.561	00:03:55	00:02:14
Celine JUST													
				2	7	11:08:55	11:12:26	00:03:31	20.733	63/64	18.641	00:07:26	00:03:09
AIGOUAL BELLUCIA													
				3	LA	13:35:51	13:45:53	00:10:02	17.188	0	18.135	00:17:28	00:06:40
Lap / preceding :23:35:14													
- CEI** - MELLE CELINE JUST - M. SIMON BELLOET													
NQ	015	ME-TR		1	63	09:33:36	09:40:30	00:06:54	15.327	63/64	15.327	00:06:54	00:22:39
Ahmad Faisal Bani AHMAD FANIZAR													
				2	58	11:48:13	11:52:08	00:03:55	16.370	58/60	15.706	00:10:49	00:42:51
THOR DU SAUVETERRE													
				3	ME-TR	14:40:53	14:45:46	00:04:53	14.592	64/70	15.320	00:15:42	01:06:33
Lap / preceding :00:59:53													
- CEI** - QAZIM ENDURANCE STABLES													
NQ	021	LA		1	12	09:16:12	09:22:22	00:06:10	17.279	54/48	17.279	00:06:10	00:04:31
Eulalia GONZALEZ GUARDIA													
				2	2	11:06:04	11:10:11	00:04:07	22.119	64/60	18.841	00:10:17	00:00:54
GRECO													
				3	LA	13:35:53	13:46:30	00:10:37	16.765	63/52	18.101	00:20:54	00:07:17
Lap / preceding :23:00:44													
- CEI** - MATIAS AJA SANTIESTEBAN													
NQ	023	LA		1	10	09:19:03	09:21:24	00:02:21	17.397	62/64	17.397	00:02:21	00:03:33
Oier ETXENIKE CASADO													
				2	11	11:12:22	11:15:40	00:03:18	20.198	58/64	18.362	00:05:39	00:06:23
ABANDO AB DAMBOLIN													
				3	LA	13:43:04	13:51:50	00:08:46	16.786	0	17.810	00:14:25	00:12:37
Lap / preceding :00:05:20													
- CEI** - IÑIGO BARRENECHEA													
NQ	029	FTC		1	24	09:21:48	09:25:50	00:04:02	16.869	58/60	16.869	00:04:02	00:07:59
Jon Ander MARTIN GARCIA													
				2	31	11:19:25	11:25:55	00:06:30	18.731	63/66	17.529	00:10:32	00:16:38
JUMA 50%													
				3	FTC		14:18:48		14.675	0	16.472	00:19:18	00:39:35
Lap / preceding :00:26:58													
- CEI** - FRANCISCO MARTIN NIETO													
NQ	042	LA		1	38	09:25:37	09:29:01	00:03:24	16.508	64/56	16.508	00:03:24	00:11:10
Johanna BARLETTA													
				2	40	11:23:04	11:28:09	00:05:05	18.955	56/54	17.357	00:08:29	00:18:52
SALAVESS D'AQUI													
				3	LA	14:01:31	14:16:20	00:14:49	15.213	0	16.586	00:23:18	00:37:07
Lap / preceding :23:57:32													
- CEI** - M. Didier MARION et Melle Bénédicte SOULLIER													
NQ	054	LA		1	51	09:33:32	09:36:05	00:02:33	15.761	64/60	15.761	00:02:33	00:18:14
Leslie CHARMETANT													
				2	56	11:48:12	11:51:13	00:03:01	15.767	57/60	15.763	00:05:34	00:41:56
THEA DE BEDERS													
				3	LA	14:40:50	14:44:45	00:03:55	14.603	57	15.361	00:09:29	01:05:32
Lap / preceding :00:28:25													
- CEI** - M. Marc LABRUNIE													
NQ	058	RET		1	15	09:16:09	09:23:25	00:07:16	17.153	61/62	17.153	00:07:16	00:05:34
Julie CUQUEL													
				2	13	11:10:21	11:18:38	00:08:17	19.942	59/60	18.113	00:15:33	00:09:21
CYRHIUS DE LAM													
				3	RET	13:53:56	14:06:43	00:12:47	15.225	63/64	17.046	00:28:20	00:27:30
Lap / preceding :23:21:58													
- CEI** - ETS LAM'S ARABIANS													
NQ	062	ME		1	21	09:21:57	09:25:00	00:03:03	16.966	52/58	16.966	00:03:03	00:07:09
Laure FAUGERE													
				2	18	11:19:27	11:23:26	00:03:59	19.125	60/64	17.723	00:07:02	00:14:09
OURMANE DE PALMAS													
				3	ME	13:55:44	14:06:05	00:10:21	15.899	60/60	17.077	00:17:23	00:26:52
Lap / preceding :23:59:22													
- CEI** - FIRMIN COVINHES													
NQ	063	RET		1	37	09:25:40	09:28:59	00:03:19	16.512	55/60	16.512	00:03:19	00:11:08
Karine FERAL													
				2	33	11:23:07	11:27:14	00:04:07	19.169	59	17.427	00:07:26	00:17:57
TOP TED													
				3	RET	14:12:14	14:26:15	00:14:01	14.027	64/64	16.137	00:21:27	00:47:02
Lap / preceding :00:20:10													
- CEI** - ADELINE GRENIER													
NQ	076	RET		1	18	09:21:53	09:24:17	00:02:24	17.050	62	17.050	00:02:24	00:06:26
Sandrine LANCE													
				2	32	11:19:26	11:26:08	00:06:42	18.326	67/54	17.512	00:09:06	00:16:51
DIARSIK													
				3	RET	13:55:45	14:07:27	00:11:42	16.074	60/60	17.010	00:20:48	00:28:14
Lap / preceding :23:41:12													
- CEI** - MONSIEUR FRANCK LANCE													
NQ	078	LA		1	33	09:25:36	09:27:43	00:02:07	16.654	60/56	16.654	00:02:07	00:09:52
Clemence LE BIHAN													
				2	28	11:23:04	11:25:20	00:02:16	19.326	64/64	17.574	00:04:23	00:16:03
TARFAYA DU VERIAUD													
				3	LA	14:00:39	14:09:33	00:08:54	15.698	53/60	16.907	00:13:17	00:30:20
Lap / preceding :00:02:06													
- CEI** - Mme Pascale PECHMAGRE													
NQ	088	LA		1	45	09:25:40	09:30:03	00:04:23	16.395	59/62	16.395	00:04:23	00:12:12
Christophe NOGUEIRA													
				2	44	11:22:59	11:30:26	00:07:27	18.661	67/62	17.185	00:11:50	00:21:09
UNE DU CAMBOU													
				3	LA	14:01:30	14:08:55	00:07:25	16.458	63/60	16.938	00:19:15	00:29:42
Lap / preceding :23:59:22													
- CEI** - M. Antonio NOGUEIRA													

RANK	NUM.	AV. SPEED	NAT.	PHASE	RANK	ARRIVAL	IN TIME	RECOV. T.	PH. SPEED	BPM	AV. SPEED	TOTAL REC.	LAP/LEAD
NQ	094	ME-TR		1	9	09:16:17	09:20:26	00:04:09	17.517	64	17.517	00:04:09	00:02:35
Alizee SAIGNIE 													
				2	4	11:06:00	11:10:41	00:04:41	21.352	64/60	18.796	00:08:50	00:01:24
DJALNAH DU VENT													
				3	ME-TR	13:39:24	13:57:49	00:18:25	15.338	65/64	17.495	00:27:15	00:18:36
Lap / preceding :23:48:54													
- CEI** - HAR. DES FILS DU VENT													
NQ	107	ME		1	58	09:33:31	09:37:25	00:03:54	15.627	64/60	15.627	00:03:54	00:19:34
Manon VALERIO 													
				2	51	11:38:20	11:43:15	00:04:55	17.476	59/60	16.280	00:08:49	00:33:58
AINHOA SHAAYA													
				3	ME	14:33:19	14:50:37	00:17:18	13.232	61/62	15.130	00:26:07	01:11:24
Lap / preceding :00:52:48													
- CEI** - S.C.E.A. AINHOA VALERIO													
NQ	027	LA		1	43	09:25:43	09:29:51	00:04:08	16.416	64/64	16.416	00:04:08	00:12:00
Maria LEDESMA FELIU 													
				2	LA	11:29:29	11:34:02	00:04:33	17.818	0	16.921	00:08:41	00:24:45
CAMPANERO													
Lap / preceding :21:23:25													
- CEI** - ANNA FELIU BACIANA													
NQ	052	LA		1	7	09:16:11	09:19:48	00:03:37	17.597	59/60	17.597	00:03:37	00:01:57
Jennifer CARTIER 													
				2	LA	11:10:48	11:17:40	00:06:52	19.264	0	18.193	00:10:29	00:08:23
TALISKA CABIRAT													
Lap / preceding :23:43:38													
- CEI** - JEAN-NOEL LAFAURE													
NQ	064	LA		1	52	09:33:31	09:36:06	00:02:35	15.759	64/60	15.759	00:02:35	00:18:15
Claire GARCIA 													
				2	LA	11:48:12	11:51:07	00:02:55	15.787	56/56	15.770	00:05:30	00:41:50
TADJINA DE BEDERS													
Lap / preceding :00:33:27													
- CEI** - M. Marc LABRUNIE													
NQ	077	LA		1	66	09:42:01	09:44:28	00:02:27	14.957	61	14.957	00:02:27	00:26:37
Franck LAOUSSE 													
				2	LA	11:48:27	11:51:08	00:02:41	17.308	0	15.769	00:05:08	00:41:51
PSIKADEL DE LURIECQ													
Lap / preceding :00:00:01													
- CEI** - M. Pierre BAUERSCHMITT													
NQ	096	LA		1	4	09:16:09	09:18:47	00:02:38	17.725	55/58	17.725	00:02:38	00:00:56
Manon SCANU 													
				2	LA	11:03:37	11:08:44	00:05:07	21.444	0	18.972	00:07:45	23:59:27
KELIA DU CAMDEBOR													
Lap / preceding :23:17:36													
- CEI** - S.C.E.A. FERME DE LAMOUREUX -													
NQ	099	LA		1	60	09:30:11	09:38:05	00:07:54	15.561	51/62	15.561	00:07:54	00:20:14
Amelie VAN DE WOESTYNE 													
				2	LA	11:40:09	11:51:53	00:11:44	15.992	0	15.722	00:19:38	00:42:36
TALENT DE LA JAYETTE													
Lap / preceding :00:43:09													
- CEI** - Madame Amélie VAN DE WOESTYNE													
NQ	114	OT		1	67	09:37:22	09:49:56	00:12:34	14.476	70/55	14.476	00:12:34	00:32:05
Dana Ali Ahmed ALBENHGADEER ALDOS 													
				2	OT	13:34:10	13:40:51	00:06:41	7.857	64/64	10.974	00:19:15	02:31:34
SANTA DE PERROS													
Lap / preceding :01:48:58													
- CEI** - ROYAL ENDURANCE TEAM OF BAHRAIN													
NQ	014	LA		1	LA	09:33:37	09:39:20	00:05:43	15.439	59	15.439	00:05:43	00:21:29
Tengku M. Sharafuddin ABU BAKAR 													
GAZAL NARIL P													
Lap / preceding :20:38:29													
- CEI** - Monsieur Christophe BOGRAND													
NQ	020	ME-TR		1	ME-TR	10:39:54	10:55:36	00:15:42	10.441	0	10.441	00:15:42	01:37:45
Inigo ARRIZABALAGA CARRASCO 													
JHAVA													
Lap / preceding :01:16:16													
- CEI** - INIGO ARRIZABALAGA CARRASCO													
NQ	024	ME		1	ME	09:23:04	09:32:17	00:09:13	16.154	57/60	16.154	00:09:13	00:14:26
Javier GRAGERA RODRIGUEZ 													
QUERCUS													
Lap / preceding :22:36:41													
- CEI** - RUI PEREIRA													
NQ	028	RET		1	RET	09:46:48	09:50:38	00:03:50	14.417	69/60	14.417	00:03:50	00:32:47
Cristina LOBERA SALES 													
HIPAGARA													
Lap / preceding :00:18:21													
- CEI** - Alina Huovinen Garcia													

RANK	NUM.	AV. SPEED	NAT.	PHASE	RANK	ARRIVAL	IN TIME	RECOV. T.	PH. SPEED	BPM	AV. SPEED	TOTAL REC.	LAP/LEAD
NQ	038	LA		1	LA	09:41:55	09:45:11	00:03:16	14.893	61/54	14.893	00:03:16	00:27:20
Sarah ANDRIEU													
UZMIR AL DHAKIR													
Lap / preceding :23:54:33													
- CEI** - VERONIQUE BROSSETTE													
NQ	047	RET		1	RET	09:27:02	09:33:54	00:06:52	15.984	47	15.984	00:06:52	00:16:03
Nolwenn BONNEFOY													
ROQUEPINE DE PERIGNEU													
Lap / preceding :23:48:43													
- CEI** - Monsieur Daniel MELIN													
NQ	050	LA		1	LA	09:20:49	09:31:02	00:10:13	16.288	0	16.288	00:10:13	00:13:11
Mathieu BRAUN													
ALLOHA													
Lap / preceding :23:57:08													
- CEI** - CHARLENE MINGHI													
NQ	095	RET		1	RET	09:20:47	09:28:19	00:07:32	16.586	62/51	16.586	00:07:32	00:10:28
Benedicte SANTISTEVA													
DJERPRIMA DE BOZOULS													
Lap / preceding :23:57:17													
- CEI** - Madame BENEDICTE SANTISTEVA													
NQ	098	LA-TR		1	LA-TR	09:16:10	09:17:22	00:01:12	17.908	64/62	17.908	00:01:12	23:59:31
Margot THOMAS													
RSIK ARMOR													
Lap / preceding :23:49:03													
- CEI** - Monsieur MICHEL THOMAS													
NQ	104	FTC		1	FTC	09:48:54	09:52:21	00:03:27	14.273	0	14.273	00:03:27	00:34:30
Mohd Humaid Saeed Amer AL NEYADI													
CRAZY ANTAR													
Lap / preceding :00:34:59													
- CEI** - AZ.AGR. RUELLA DI BATTISTA SIMONA													

WD=Withdrawn, RET=Retired, DSQ=Disqualified, FNR=Finished not ranked, LA=Lame, MI=Minor injury, CI=Catastrophic injury, ME=Metabolic, ME-TR=Metabolic invasive treatment, OT=Out of time, FTC: Failed to complete

7/7



Powered by ATRM