



# Individual Results




## Final



Madrid - Madrid (ESP) 20-05-2017 - LADIES 120KM :13 Riders

Percentages: Qualified: 53.85% Not qualified: 46.15% (including GA (ex LA): 38.46% ME: 00.00% RET: 07.69% MISC: 00.00%)

RANK	NUM.	AV. SPEED	NAT.	PHASE	RANK	ARRIVAL	IN TIME	RECOV. T.	PH. SPEED	BPM	AV. SPEED	TOTAL REC.	LAP/LEAD
1	122	22.034		1	1	09:33:01	09:35:01	00:02:00	20.179	59/52	20.179	00:02:00	00:00:00
	Maria ALVAREZ PONTON												
			ESP	2	1	11:45:34	11:48:03	00:02:29	20.638	59/56	20.389	00:04:29	00:00:00
	JM BUCEFALA		12/06/2008	3	1	13:54:11	13:56:22	00:02:11	21.740	60/60	20.799	00:06:40	00:00:00
				4	1	15:29:56	15:43:59		30.298	59/56	22.034		00:00:00
- CEI2* 120 & LADIES - JUMAS TEAM S.L.												Total Riding Time: 05:34:56	
2	120	21.056		1	2	09:33:02	09:35:39	00:02:37	20.063	63/56	20.063	00:02:37	00:00:38
	Silvia YEBRA ALTIMIRAS												
			ESP	2	2	11:45:41	11:49:23	00:03:42	20.484	61/60	20.256	00:06:19	00:01:20
	MAVER HELSINKI		01/01/2004	3	2	13:59:40	14:03:24	00:03:44	20.422	63/64	20.308	00:10:03	00:07:02
	Lap / preceding :00:15:34			4	2	15:45:30	15:57:38		25.336	58/56	21.056		00:15:34
- CEI2* 120 & LADIES - esp												Total Riding Time: 05:50:30	
3	136	18.824		1	4	09:33:03	09:38:53	00:05:50	19.494	60/64	19.494	00:05:50	00:03:52
	Ana Maria FERNANDEZ GARCIA												
			ESP	2	5	11:46:37	11:53:53	00:07:16	20.211	62/64	19.820	00:13:06	00:05:50
	HECHICERO		01/01/2008	3	4	14:09:01	14:16:54	00:07:53	18.638	54/60	19.429	00:20:59	00:20:32
	Lap / preceding :00:41:33			4	3	16:27:03	16:35:37		16.469	57/52	18.824		00:57:07
- CEI2* 120 & LADIES - ANA Mª FERNANDEZ GARCIA												Total Riding Time: 06:32:03	
4	123	18.248		1	13	09:57:59	10:00:14	00:02:15	16.416	52/52	16.416	00:02:15	00:25:13
	Julia MONTAGNE												
			FRA	2	9	12:17:49	12:20:34	00:02:45	19.136	51/56	17.575	00:05:00	00:32:31
	AL JAIMIR DE BOZOULS		28/03/2010	3	5	14:42:55	14:46:15	00:03:20	18.168	61/64	17.758	00:08:20	00:49:53
	Lap / preceding :00:12:23			4	4	16:39:26	16:48:39		20.892	53/60	18.248		01:09:30
- CEI2* 120 & LADIES - MARCEL MEZY												Total Riding Time: 06:44:26	
5	114	17.947		1	12	09:47:58	09:51:37	00:03:39	17.533	47/44	17.533	00:03:39	00:16:36
	LEA VOGLER												
			FRA	2	10	12:17:46	12:20:37	00:02:51	17.615	61/56	17.571	00:06:30	00:32:34
	ZICK DE BOZOULS			3	6	14:44:40	14:47:43	00:03:03	17.927	62/56	17.682	00:09:33	00:51:21
	Lap / preceding :00:06:47			4	5	16:46:13	16:56:31		19.270	48/56	17.947		01:16:17
- CEI2* 120 & LADIES -												Total Riding Time: 06:51:13	
6	131	17.768		1	9	09:47:59	09:50:49	00:02:50	17.645	64/56	17.645	00:02:50	00:15:48
	Marisa BOTE												
			ESP	2	11	12:17:50	12:23:37	00:05:47	17.021	62/64	17.350	00:08:37	00:35:34
	GAVIOTA 41.28		15/03/2007	3	7	14:44:40	14:51:52	00:07:12	17.737	61/64	17.471	00:15:49	00:55:30
	Lap / preceding :00:04:08			4	6	16:50:21	17:01:27		19.275	55/60	17.768		01:20:25
- CEI2* 120 & LADIES - Etna Life Ltd												Total Riding Time: 06:55:21	
7	149	15.912		1	8	09:46:57	09:50:16	00:03:19	17.722	64/66	17.722	00:03:19	00:15:15
	Mª Carolina RAPOSO BATISTA												
			POR	2	8	12:14:34	12:20:23	00:05:49	17.436	55/60	17.588	00:09:08	00:32:20
	CAROLANS		24/04/2007	3	8	14:54:31	15:08:54	00:14:23	14.940	55/64	16.653	00:23:31	01:12:32
	Lap / preceding :00:48:27			4	7	17:38:48	17:48:54		13.213	53/56	15.912		02:08:52
- CEI2* 120 & LADIES - FRANCISCO MENDEZ GARCIA												Total Riding Time: 07:43:48	
NQ	143	LA		1	3	09:33:07	09:36:46	00:03:39	19.863	64/52	19.863	00:03:39	00:01:45
	Sara ROMERO PIQUER												
			ESP	2	4	11:46:30	11:51:11	00:04:41	20.335	60/56	20.079	00:08:20	00:03:08
	FRANC DE LA ILLA		05/05/2001	3	3	13:59:45	14:06:02	00:06:17	20.243	63/60	20.131	00:14:37	00:09:40
	Lap / preceding :22:15:15			4	LA	15:54:03	16:09:30		22.752	56/56	20.554		00:24:07
- CEI2* 120 & LADIES - GANADERA CAN CRGOL S.L.													
NQ	118	RET		1	7	09:46:43	09:49:12	00:02:29	17.874	60/60	17.874	00:02:29	00:14:11
	Cecile TOTALIN												
			FRA	2	6	11:58:53	12:01:31	00:02:38	20.798	58/56	19.121	00:05:07	00:13:28
	D PAU			3	RET	14:08:32	14:12:07	00:03:35	21.192	62/64	19.732	00:08:42	00:15:45
	Lap / preceding :23:08:04												
- CEI2* 120 & LADIES -													
NQ	141	LA		1	5	09:33:10	09:38:58	00:05:48	19.479	64/60	19.479	00:05:48	00:03:57
	Paola NORIEGA GUTIERREZ												
			ESP	2	3	11:45:35	11:51:04	00:05:29	20.847	64/60	20.091	00:11:17	00:03:01
	HECHICERO MA		01/01/2006	3	LA	13:59:41	14:06:18	00:06:37	20.161	60/60	20.113	00:17:54	00:09:56
	Lap / preceding :23:54:11												
- CEI2* 120 & LADIES - Jelena Sbitneva													

RANK	NUM.	AV. SPEED	NAT.	PHASE	RANK	ARRIVAL	IN TIME	RECOV. T.	PH. SPEED	BPM	AV. SPEED	TOTAL REC.	LAP/LEAD
<b>NQ</b>	<b>146</b>	LA			1	09:47:58	09:51:19	00:03:21	17.575	57/52	17.575	00:03:21	00:16:18
	<b>Mireia SERRABASSA FABRE</b>				2	12:14:52	12:18:10	00:03:18	17.969	64/60	17.756	00:06:39	00:30:07
	MAMBO AL SASHA		08/05/2010		3	14:42:55	14:50:07	00:07:12	17.151	59/60	17.559	00:13:51	00:53:45
Lap / preceding :00:43:49													
- CEI2* 120 & LADIES - MARIO PRIETO LOPEZ													
<b>NQ</b>	<b>140</b>	LA			1	09:39:53	09:42:13	00:02:20	18.939	54/52	18.939	00:02:20	00:07:12
	<b>Maria NICOLAS GARCIA</b>				2	11:59:37	12:04:11	00:04:34	18.830	55	18.888	00:06:54	00:16:08
	SAUCO		01/01/2009										
Lap / preceding :21:54:04													
- CEI2* 120 & LADIES - ENRIQUE CIMA DIAZ													
<b>NQ</b>	<b>147</b>	LA			1	09:47:59	09:51:33	00:03:34	17.542	62/60	17.542	00:03:34	00:16:32
	<b>Aurora TORRES VILLALON</b>				2	12:17:46	12:21:13	00:03:27	17.508	57/52	17.526	00:07:01	00:33:10
	VESPA ALB		01/01/2010										
Lap / preceding :00:17:02													
- CEI2* 120 & LADIES - AURORA TORRES VILLALON													

WD=Withdrawn, RET=Retired, DSQ=Disqualified, FNR=Finished not ranked, LA=Lame, M=Minor injury, C=Catastrophic injury, ME=Metabolic, ME-TR=Metabolic invasive treatment, OT=Out of time, FTC: Failed to complete

