



Individual Results Final











Madrid - CEI** - 120KM :31 Riders

Percentages: Qualified: 58.06% Not qualified: 41.94% (including GA (ex LA): 35.48% ME: 00.00% RET: 06.45% MISC: 00.00%)

| RANK | NUM. | AV. SPEED | NAT. | PHASE | RANK | ARRIVAL | IN TIME | RECOV. T. | PH. SPEED | BPM | AV. SPEED | TOTAL REC. | LAP/LEAD |
|---|-------------------------------|-----------|------------|-------|------|----------|-------------|-----------|-----------|-------|-----------|-----------------------------|----------|
| 1 | 122 | 22.034 | | 1 | 1 | 09:33:01 | 09:35:01 | 00:02:00 | 20.179 | 59/52 | 20.179 | 00:02:00 | 01:50:01 |
| | Maria ALVAREZ PONTON | | | | 2 | 11:45:34 | 11:48:03 | 00:02:29 | 20.638 | 59/56 | 20.389 | 00:04:29 | 03:23:03 |
| | JM BUCEFALA | | 12/06/2008 | | 3 | 13:54:11 | 13:56:22 | 00:02:11 | 21.740 | 60/60 | 20.799 | 00:06:40 | 04:51:22 |
| | | | | | 4 | 15:29:56 | 15:43:59 | | 30.298 | 59/56 | 22.034 | | 05:34:56 |
| - CEI2* 120 & LADIES - JUMAS TEAM S.L. | | | | | | | | | | | | Total Riding Time: 05:34:56 | |
| 2 | 132 | 22.033 | | 1 | 6 | 09:33:15 | 09:36:04 | 00:02:49 | 19.988 | 64/64 | 19.988 | 00:02:49 | 01:51:04 |
| | Bernat CASALS FORES | | | | 2 | 11:45:50 | 11:48:41 | 00:02:51 | 20.731 | 62/52 | 20.326 | 00:05:40 | 03:23:41 |
| | UGOLIN DE PARICAL | | 20/06/2008 | | 3 | 13:54:13 | 13:57:23 | 00:03:10 | 21.646 | 63/64 | 20.726 | 00:08:50 | 04:52:23 |
| | Lap / preceding :00:00:01 | | | | 4 | 15:29:57 | 15:55:46 | | 31.010 | 63/60 | 22.033 | | 05:34:57 |
| - CEI2* 120 - M. DENIS PESCE et Mme MARILYN LEMOINE | | | | | | | | | | | | Total Riding Time: 05:34:57 | |
| 3 | 120 | 21.056 | | 1 | 2 | 09:33:02 | 09:35:39 | 00:02:37 | 20.063 | 63/56 | 20.063 | 00:02:37 | 01:50:39 |
| | Silvia YEBRA ALTIMIRAS | | | | 2 | 11:45:41 | 11:49:23 | 00:03:42 | 20.484 | 61/60 | 20.256 | 00:06:19 | 03:24:23 |
| | MAVER HELSINKI | | 01/01/2004 | | 3 | 13:59:40 | 14:03:24 | 00:03:44 | 20.422 | 63/64 | 20.308 | 00:10:03 | 04:58:24 |
| | Lap / preceding :00:15:33 | | | | 4 | 15:45:30 | 15:57:38 | | 25.336 | 58/56 | 21.056 | | 05:50:30 |
| - CEI2* 120 & LADIES - esp | | | | | | | | | | | | Total Riding Time: 05:50:30 | |
| 4 | 133 | 20.820 | | 1 | 2 | 09:33:02 | 09:35:39 | 00:02:37 | 20.063 | 55/60 | 20.063 | 00:02:37 | 01:50:39 |
| | Juan Carlos CURTO PANCHAME | | | | 2 | 11:45:35 | 11:53:28 | 00:07:53 | 19.629 | 62/52 | 19.859 | 00:10:30 | 03:28:28 |
| | AMERICANO | | 01/01/2009 | | 3 | 13:59:38 | 14:08:03 | 00:08:25 | 20.300 | 64/56 | 19.997 | 00:18:55 | 05:03:03 |
| | Lap / preceding :00:03:58 | | | | 4 | 15:49:28 | 16:03:22 | | 25.673 | 59/56 | 20.820 | | 05:54:28 |
| - CEI2* 120 - TROTS ENDURANCE HORSES S.L. | | | | | | | | | | | | Total Riding Time: 05:54:28 | |
| 5 | 137 | 20.555 | | 1 | 9 | 09:33:46 | 09:36:21 | 00:02:35 | 19.937 | 54/52 | 19.937 | 00:02:35 | 01:51:21 |
| | Javier GARCIA CUERVO | | | | 2 | 11:46:45 | 11:50:39 | 00:03:54 | 20.361 | 62/68 | 20.131 | 00:06:29 | 03:25:39 |
| | TUNO | | 01/01/2006 | | 3 | 13:59:51 | 14:04:13 | 00:04:22 | 20.520 | 64/68 | 20.253 | 00:10:51 | 04:59:13 |
| | Lap / preceding :00:04:34 | | | | 4 | 15:54:02 | 16:02:23 | | 22.067 | 58/60 | 20.555 | | 05:59:02 |
| - CEI2* 120 - RUBRN MUNIZ GARCIA | | | | | | | | | | | | Total Riding Time: 05:59:02 | |
| 6 | 134 | 19.848 | | 1 | 14 | 09:39:20 | 09:41:46 | 00:02:26 | 19.012 | 54/56 | 19.012 | 00:02:26 | 01:56:46 |
| | Borja DAMIAO GORDON | | | | 2 | 11:58:36 | 12:01:44 | 00:03:08 | 19.206 | 56/56 | 19.102 | 00:05:34 | 03:36:44 |
| | AB EGUSKI | | 01/01/2003 | | 3 | 14:08:50 | 14:13:30 | 00:04:40 | 20.923 | 62/68 | 19.643 | 00:10:14 | 05:08:30 |
| | Lap / preceding :00:12:48 | | | | 4 | 16:06:50 | 16:19:26 | | 20.842 | 62/68 | 19.848 | | 06:11:50 |
| - CEI2* 120 - JOSE RAMON IRIGOYEN ZAMALLOA | | | | | | | | | | | | Total Riding Time: 06:11:50 | |
| 7 | 138 | 19.276 | | 1 | 5 | 09:33:07 | 09:35:53 | 00:02:46 | 20.021 | 56/56 | 20.021 | 00:02:46 | 01:50:53 |
| | Daniel Alfonso GARCIA SANCHEZ | | | | 2 | 11:46:37 | 11:52:09 | 00:05:32 | 19.945 | 58/54 | 19.986 | 00:08:18 | 03:27:09 |
| | TRAJANO J.V. 62 50 | | 01/01/2006 | | 3 | 13:08:52 | 14:14:20 | 01:05:28 | 18.790 | 59/56 | 19.591 | 01:13:46 | 05:09:20 |
| | Lap / preceding :00:11:02 | | | | 4 | 16:17:52 | 16:25:18 | | 17.951 | 53/52 | 19.276 | | 06:22:52 |
| - CEI2* 120 - DANIEL A. GARCIA SANCHEZ | | | | | | | | | | | | Total Riding Time: 06:22:52 | |
| 8 | 136 | 18.824 | | 1 | 12 | 09:33:03 | 09:38:53 | 00:05:50 | 19.494 | 60/64 | 19.494 | 00:05:50 | 01:53:53 |
| | Ana Maria FERNANDEZ GARCIA | | | | 2 | 11:46:37 | 11:53:53 | 00:07:16 | 20.211 | 62/64 | 19.820 | 00:13:06 | 03:28:53 |
| | HECHICERO | | 01/01/2008 | | 3 | 14:09:01 | 14:16:54 | 00:07:53 | 18.638 | 54/60 | 19.429 | 00:20:59 | 05:11:54 |
| | Lap / preceding :00:09:11 | | | | 4 | 16:27:03 | 16:35:37 | | 16.469 | 57/52 | 18.824 | | 06:32:03 |
| - CEI2* 120 & LADIES - ANA Mª FERNANDEZ GARCIA | | | | | | | | | | | | Total Riding Time: 06:32:03 | |
| 9 | 145 | 18.530 | | 1 | 20 | 09:47:50 | 09:50:40 | 00:02:50 | 17.666 | 55/52 | 17.666 | 00:02:50 | 02:05:40 |
| | Joan ROVIRA VIÑETA | | | | 2 | 12:14:43 | 12:17:48 | 00:03:05 | 17.922 | 63/60 | 17.784 | 00:05:55 | 03:52:48 |
| | QUERATIN DE VINYOLES | | 01/01/2009 | | 3 | 14:41:46 | 14:45:28 | 00:03:42 | 17.833 | 62/60 | 17.799 | 00:09:37 | 05:40:28 |
| | Lap / preceding :00:06:14 | | | | 4 | 16:33:17 | 16:44:02 | | 22.831 | 55/64 | 18.530 | | 06:38:17 |
| - CEI2* 120 - JOAN ROVIRA VIÑETA | | | | | | | | | | | | Total Riding Time: 06:38:17 | |
| 10 | 124 | 18.376 | | 1 | 11 | 09:33:05 | 09:36:47 | 00:03:42 | 19.860 | 51/52 | 19.860 | 00:03:42 | 01:51:47 |
| | Santiago VÁZQUEZ CORTEJOSO | | | | 2 | 11:45:36 | 11:49:58 | 00:04:22 | 20.605 | 55/60 | 20.198 | 00:08:04 | 03:24:58 |
| | DATIVO | | 01/01/2005 | | 3 | 13:59:42 | 14:13:07(2) | 00:13:25 | 18.614 | 54/56 | 19.668 | 00:21:29 | 05:08:07 |
| | Lap / preceding :00:03:20 | | | | 4 | 16:36:37 | 16:51:57 | | 14.118 | 59/60 | 18.376 | | 06:41:37 |
| - CEI2* 120 - MINISTERIO DE DEFENSA | | | | | | | | | | | | Total Riding Time: 06:41:37 | |

| RANK | NUM. | AV. SPEED | NAT. | PHASE | RANK | ARRIVAL | IN TIME | RECOV. T. | PH. SPEED | BPM | AV. SPEED | TOTAL REC. | LAP/LEAD | |
|--|------|-----------|------|------------|------|----------|----------|-----------|-----------|--------|-----------------------------|------------|----------|----------|
| 11 | 142 | 18.332 | | 1 | 16 | 09:33:06 | 09:43:20 | 00:10:14 | 18.761 | 57/52 | 18.761 | 00:10:14 | 01:58:20 | |
| Pedro PONS MORENTE | | | | | 2 | 11:59:36 | 12:03:55 | 00:04:19 | 19.089 | 56/56 | 18.911 | 00:14:33 | 03:38:55 | |
| FAVORITA OF GREDOS | | | | 01/01/2010 | 3 | 14:34:55 | 14:40:00 | 00:05:05 | 16.540 | 63/60 | 18.090 | 00:19:38 | 05:35:00 | |
| Lap / preceding :00:00:58 | | | | | 4 | 16:37:35 | 16:54:59 | | 19.531 | 56/60 | 18.332 | | 06:42:35 | |
| - CEI2* 120 - JULIO SORIANO MESTRE | | | | | | | | | | | Total Riding Time: 06:42:35 | | | |
| 12 | 123 | 18.248 | | 1 | 27 | 09:57:59 | 10:00:14 | 00:02:15 | 16.416 | 52/52 | 16.416 | 00:02:15 | 02:15:14 | |
| Julia MONTAGNE | | | | | 2 | 12:17:49 | 12:20:34 | 00:02:45 | 19.136 | 51/56 | 17.575 | 00:05:00 | 03:55:34 | |
| AL JAIMIR DE BOZOULS | | | | 28/03/2010 | 3 | 14:42:55 | 14:46:15 | 00:03:20 | 18.168 | 61/64 | 17.758 | 00:08:20 | 05:41:15 | |
| Lap / preceding :00:01:51 | | | | | 4 | 16:39:26 | 16:48:39 | | 20.892 | 53/60 | 18.248 | | 06:44:26 | |
| - CEI2* 120 & LADIES - MARCEL MEZY | | | | | | | | | | | Total Riding Time: 06:44:26 | | | |
| 13 | 135 | 18.247 | | 1 | 28 | 09:57:59 | 10:00:19 | 00:02:20 | 16.406 | 50/52 | 16.406 | 00:02:20 | 02:15:19 | |
| Carlos FERNANDEZ ALVAREZ | | | | | 2 | 12:17:46 | 12:20:39 | 00:02:53 | 19.136 | 53/56 | 17.568 | 00:05:13 | 03:55:39 | |
| GHAZAL OF GREDOS | | | | 01/01/2010 | 3 | 14:42:50 | 14:45:55 | 00:03:05 | 18.239 | 59/60 | 17.776 | 00:08:18 | 05:40:55 | |
| Lap / preceding :00:00:01 | | | | | 4 | 16:39:27 | 16:47:50 | | 20.777 | 57/60 | 18.247 | | 06:44:27 | |
| - CEI2* 120 - CARLOS FERNANDEZ ALVAREZ | | | | | | | | | | | Total Riding Time: 06:44:27 | | | |
| 14 | 114 | 17.947 | | 1 | 25 | 09:47:58 | 09:51:37 | 00:03:39 | 17.533 | 47/44 | 17.533 | 00:03:39 | 02:06:37 | |
| LEA VOGLER | | | | | 2 | 12:17:46 | 12:20:37 | 00:02:51 | 17.615 | 61/56 | 17.571 | 00:06:30 | 03:55:37 | |
| ZICK DE BOZOULS | | | | | 3 | 14:44:40 | 14:47:43 | 00:03:03 | 17.927 | 62/56 | 17.682 | 00:09:33 | 05:42:43 | |
| Lap / preceding :00:06:46 | | | | | 4 | 16:46:13 | 16:56:31 | | 19.270 | 48/56 | 17.947 | | 06:51:13 | |
| - CEI2* 120 & LADIES - | | | | | | | | | | | Total Riding Time: 06:51:13 | | | |
| 15 | 126 | 17.946 | | 1 | 23 | 09:47:59 | 09:51:31 | 00:03:32 | 17.547 | 58/56 | 17.547 | 00:03:32 | 02:06:31 | |
| Marc PASCUET PUIGSELLOSAS | | | | | 2 | 12:17:55 | 12:20:21 | 00:02:26 | 17.642 | 56/57 | 17.591 | 00:05:58 | 03:55:21 | |
| SWING | | | | 07/04/2010 | 3 | 14:42:55 | 14:47:48 | 00:04:53 | 17.869 | 55/60 | 17.678 | 00:10:51 | 05:42:48 | |
| Lap / preceding :00:00:01 | | | | | 4 | 16:46:14 | 16:57:09 | | 19.289 | 64/48 | 17.946 | | 06:51:14 | |
| - CEI2* 120 - JAIME SOLER | | | | | | | | | | | Total Riding Time: 06:51:14 | | | |
| 16 | 131 | 17.768 | | 1 | 21 | 09:47:59 | 09:50:49 | 00:02:50 | 17.645 | 64/56 | 17.645 | 00:02:50 | 02:05:49 | |
| Marisa BOTE | | | | | 2 | 12:17:50 | 12:23:37 | 00:05:47 | 17.021 | 62/64 | 17.350 | 00:08:37 | 03:58:37 | |
| GAVIOTA 41.28 | | | | 15/03/2007 | 3 | 14:44:40 | 14:51:52 | 00:07:12 | 17.737 | 61/64 | 17.471 | 00:15:49 | 05:46:52 | |
| Lap / preceding :00:04:07 | | | | | 4 | 16:50:21 | 17:01:27 | | 19.275 | 55/60 | 17.768 | | 06:55:21 | |
| - CEI2* 120 & LADIES - Etna Life Ltd | | | | | | | | | | | Total Riding Time: 06:55:21 | | | |
| 17 | 149 | 15.912 | | 1 | 18 | 09:46:57 | 09:50:16 | 00:03:19 | 17.722 | 64/66 | 17.722 | 00:03:19 | 02:05:16 | |
| Mª Carolina RAPOSO BATISTA | | | | | 2 | 12:14:34 | 12:20:23 | 00:05:49 | 17.436 | 55/60 | 17.588 | 00:09:08 | 03:55:23 | |
| CAROLANS | | | | 24/04/2007 | 3 | 14:54:31 | 15:08:54 | 00:14:23 | 14.940 | 55/64 | 16.653 | 00:23:31 | 06:03:54 | |
| Lap / preceding :00:48:27 | | | | | 4 | 17:38:48 | 17:48:54 | | 13.213 | 53/56 | 15.912 | | 07:43:48 | |
| - CEI2* 120 & LADIES - FRANCISCO MENDEZ GARCIA | | | | | | | | | | | Total Riding Time: 07:43:48 | | | |
| 18 | 150 | 15.911 | | 1 | 19 | 09:47:07 | 09:50:17 | 00:03:10 | 17.720 | 56/52 | 17.720 | 00:03:10 | 02:05:17 | |
| Filipe Freire RAMALHO | | | | | 2 | 12:14:40 | 12:17:45 | 00:03:05 | 17.866 | 60/60 | 17.787 | 00:06:15 | 03:52:45 | |
| CONDESSA | | | | 18/03/2007 | 3 | 14:54:38 | 14:58:35 | 00:03:57 | 15.890 | 60/64 | 17.139 | 00:10:12 | 05:53:35 | |
| Lap / preceding :00:00:02 | | | | | 4 | 17:38:50 | 17:45:33 | | 11.973 | 55/56 | 15.911 | | 07:43:50 | |
| - CEI2* 120 - FILIPE MANUEL FREIRE RAMALHO | | | | | | | | | | | Total Riding Time: 07:43:50 | | | |
| NQ | 143 | LA | | 1 | 10 | 09:33:07 | 09:36:46 | 00:03:39 | 19.863 | 64/52 | 19.863 | 00:03:39 | 01:51:46 | |
| Sara ROMERO PIQUER | | | | | 2 | 11:46:30 | 11:51:11 | 00:04:41 | 20.335 | 60/56 | 20.079 | 00:08:20 | 03:26:11 | |
| FRANC DE LA ILLA | | | | 05/05/2001 | 3 | 13:59:45 | 14:06:02 | 00:06:17 | 20.243 | 63/60 | 20.131 | 00:14:37 | 05:01:02 | |
| Lap / preceding :22:15:13 | | | | | 4 | LA | 15:54:03 | 16:09:30 | | 22.752 | 56/56 | 20.554 | 05:59:03 | |
| - CEI2* 120 & LADIES - GANADERA CAN CRGOL S.L. | | | | | | | | | | | | | | |
| NQ | 118 | RET | | 1 | 17 | 09:46:43 | 09:49:12 | 00:02:29 | 17.874 | 60/60 | 17.874 | 00:02:29 | 02:04:12 | |
| Cecile TOTAINE | | | | | 2 | 11:58:53 | 12:01:31 | 00:02:38 | 20.798 | 58/56 | 19.121 | 00:05:07 | 03:36:31 | |
| D PAU | | | | | 3 | RET | 14:08:32 | 14:12:07 | 00:03:35 | 21.192 | 62/64 | 19.732 | 00:08:42 | 05:07:07 |
| Lap / preceding :23:08:04 | | | | | | | | | | | | | | |
| - CEI2* 120 & LADIES - | | | | | | | | | | | | | | |
| NQ | 119 | LA | | 1 | 4 | 09:33:16 | 09:35:42 | 00:02:26 | 20.054 | 58/48 | 20.054 | 00:02:26 | 01:50:42 | |
| Rogelio Victor AZORIN GARCIA | | | | | 2 | 11:46:41 | 11:49:39 | 00:02:58 | 20.436 | 61/52 | 20.230 | 00:05:24 | 03:24:39 | |
| MAVER KAIROS | | | | 01/01/2007 | 3 | LA | 13:59:45 | 14:06:20 | 00:06:35 | 19.859 | 60/54 | 20.111 | 00:11:59 | 05:01:20 |
| Lap / preceding :23:54:13 | | | | | | | | | | | | | | |
| - CEI2* 120 - ROGELIO VICTOR AZORIN | | | | | | | | | | | | | | |
| NQ | 125 | RET | | 1 | 7 | 09:33:04 | 09:36:06 | 00:03:02 | 19.982 | 56/56 | 19.982 | 00:03:02 | 01:51:06 | |
| Abel SANTANA PASTOR | | | | | 2 | 11:54:48 | 11:58:57 | 00:04:09 | 18.668 | 63/56 | 19.350 | 00:07:11 | 03:33:57 | |
| ALMA CORINTO | | | | 01/01/2004 | 3 | RET | 14:03:53 | 14:09:38 | 00:05:45 | 21.173 | 62/64 | 19.893 | 00:12:56 | 05:04:38 |
| Lap / preceding :00:03:18 | | | | | | | | | | | | | | |
| - CEI2* 120 - ABEL SANTANA PASTOR | | | | | | | | | | | | | | |
| NQ | 127 | LA | | 1 | 26 | 09:57:56 | 10:00:03 | 00:02:07 | 16.438 | 50/52 | 16.438 | 00:02:07 | 02:15:03 | |
| Miguel Angel SANCHEZ GARCIA | | | | | 2 | 12:17:45 | 12:20:25 | 00:02:40 | 19.130 | 60/48 | 17.586 | 00:04:47 | 03:55:25 | |
| GALACHE | | | | 24/03/2008 | 3 | LA | 14:42:37 | 14:45:10 | 00:02:33 | 18.329 | 58/60 | 17.815 | 00:07:20 | 05:40:10 |
| Lap / preceding :00:35:32 | | | | | | | | | | | | | | |
| - CEI2* 120 - EDUARDO MARTOS DIAZ | | | | | | | | | | | | | | |

| RANK | NUM. | AV. SPEED | NAT. | PHASE | RANK | ARRIVAL | IN TIME | RECOV. T. | PH. SPEED | BPM | AV. SPEED | TOTAL REC. | LAP/LEAD |
|--|------------|-----------|------------|-------|------|----------|----------|-----------|-----------|-------|-----------|------------|----------|
| NQ | 141 | LA | | | 1 | 09:33:10 | 09:38:58 | 00:05:48 | 19.479 | 64/60 | 19.479 | 00:05:48 | 01:53:58 |
| Paola NORIEGA GUTIERREZ  | | | | | | | | | | | | | |
| HECHICERO MA | | | 01/01/2006 | | 2 | 11:45:35 | 11:51:04 | 00:05:29 | 20.847 | 64/60 | 20.091 | 00:11:17 | 03:26:04 |
| Lap / preceding :23:21:08 | | | | | | | | | | | | | |
| - CEI2* 120 & LADIES - Jelena Sbitneva | | | | | | | | | | | | | |
| NQ | 146 | LA | | | 1 | 09:47:58 | 09:51:19 | 00:03:21 | 17.575 | 57/52 | 17.575 | 00:03:21 | 02:06:19 |
| Mireia SERRABASSA FABRE  | | | | | | | | | | | | | |
| MAMBO AL SASHA | | | 08/05/2010 | | 2 | 12:14:52 | 12:18:10 | 00:03:18 | 17.969 | 64/60 | 17.756 | 00:06:39 | 03:53:10 |
| Lap / preceding :00:43:49 | | | | | | | | | | | | | |
| - CEI2* 120 & LADIES - MARIO PRIETO LOPEZ | | | | | | | | | | | | | |
| NQ | 129 | LA | | | 1 | 09:33:20 | 09:36:19 | 00:02:59 | 19.943 | 61/56 | 19.943 | 00:02:59 | 01:51:19 |
| David BLANCO MARTINEZ  | | | | | | | | | | | | | |
| HIDALGO RU | | | 01/01/2009 | | 2 | 11:46:38 | 11:52:50 | 00:06:12 | 19.893 | 60/60 | 19.920 | 00:09:11 | 03:27:50 |
| Lap / preceding :21:42:43 | | | | | | | | | | | | | |
| - CEI2* 120 - JOSE FERNANDO BLANCO BLANCO | | | | | | | | | | | | | |
| NQ | 140 | LA | | | 1 | 09:39:53 | 09:42:13 | 00:02:20 | 18.939 | 54/52 | 18.939 | 00:02:20 | 01:57:13 |
| Maria NICOLAS GARCIA  | | | | | | | | | | | | | |
| SAUCO | | | 01/01/2009 | | 2 | 11:59:37 | 12:04:11 | 00:04:34 | 18.830 | 55 | 18.888 | 00:06:54 | 03:39:11 |
| Lap / preceding :00:11:21 | | | | | | | | | | | | | |
| - CEI2* 120 & LADIES - ENRIQUE CIMA DIAZ | | | | | | | | | | | | | |
| NQ | 147 | LA | | | 1 | 09:47:59 | 09:51:33 | 00:03:34 | 17.542 | 62/60 | 17.542 | 00:03:34 | 02:06:33 |
| Aurora TORRES VILLALON  | | | | | | | | | | | | | |
| VESPA ALB | | | 01/01/2010 | | 2 | 12:17:46 | 12:21:13 | 00:03:27 | 17.508 | 57/52 | 17.526 | 00:07:01 | 03:56:13 |
| Lap / preceding :00:17:02 | | | | | | | | | | | | | |
| - CEI2* 120 & LADIES - AURORA TORRES VILLALON | | | | | | | | | | | | | |
| NQ | 121 | LA | | | 1 | 09:39:53 | 09:42:27 | 00:02:34 | 18.902 | 56 | 18.902 | 00:02:34 | 01:57:27 |
| Peter BASTIJNS  | | | | | | | | | | | | | |
| CHARID'L FIKR MMN | | | 27/06/2007 | | | | | | | | | | |
| Lap / preceding :22:01:14 | | | | | | | | | | | | | |
| - CEI2* 120 - Peter Bastijns | | | | | | | | | | | | | |
| NQ | 130 | LA | | | 1 | 09:39:21 | 09:44:06 | 00:04:45 | 18.640 | 62/56 | 18.640 | 00:04:45 | 01:59:06 |
| Carlos BORJA VILLALBA  | | | | | | | | | | | | | |
| HERBA | | | 01/01/2004 | | | | | | | | | | |
| Lap / preceding :00:01:39 | | | | | | | | | | | | | |
| - CEI2* 120 - JAVIER VILLALBA TORDERA | | | | | | | | | | | | | |
| NQ | 139 | LA | | | 1 | 09:33:04 | 09:35:06 | 00:02:02 | 20.163 | 57/56 | 20.163 | 00:02:02 | 01:50:06 |
| Jorge MONTAÑO ROMERO  | | | | | | | | | | | | | |
| INSULA DE MAR | | | 01/01/2008 | | | | | | | | | | |
| Lap / preceding :23:51:00 | | | | | | | | | | | | | |
| - CEI2* 120 - JORGE MONTAÑO ROMERO | | | | | | | | | | | | | |

WD=Withdrawn, RET=Retired, DSQ=Disqualified, FNR=Finished not ranked, LA=Lame, MI=Minor injury, CI=Catastrophic injury, ME=Metabolic, ME-TR=Metabolic invasive treatment, OT=Out of time, FTC: Failed to complete

