



# Individual Results

## Phase 2










Brussels - Brussels (BEL) 18-08-2016 - CEIO\*\*\* 160km :43 Riders

Percentages: Qualified: 37.21% Not qualified: 62.79% ( including GA (ex LA): 41.86% ME: 06.98% RET: 06.98% MISC: 06.98% )

RANK	NUM.	AV. SPEED	NAT.	PHASE	RANK	ARRIVAL	IN TIME	RECOV. T.	PH. SPEED	BPM	AV. SPEED	TOTAL REC.	LAP/LEAD
1	221	17.147	Dep. : 12:59:56	1	2	09:24:05	09:25:31	00:01:26	16.493	58/56	16.493	00:01:26	02:25:31
Raphael VAN CAUTER				2	1	12:18:32	12:19:56	00:01:24	17.855	59/60	17.147	00:02:50	04:39:56
AICHA D ELIXIR				11/06/2003									
- - JULIE OTJACQUES												Total Riding Time: 04:39:56	
2	227	17.138	Dep. : 13:00:05	1	3	09:24:06	09:25:34	00:01:28	16.487	60	16.487	00:01:28	02:25:34
Fernando CAYON ORDÓÑEZ				2	2	12:18:17	12:20:05	00:01:48	17.842	60/60	17.138	00:03:16	04:40:05
SULTAN VH 87.50				01/01/2005									
Lap / preceding :00:00:09													
- - FERNANDO CAYON ORDONEZ												Total Riding Time: 04:40:05	
3	212	17.135	Dep. : 13:00:08	1	4	09:24:01	09:25:41	00:01:40	16.474	50/42	16.474	00:01:40	02:25:41
Elisa ARNOULD				2	3	12:18:31	12:20:08	00:01:37	17.851	61/60	17.135	00:03:17	04:40:08
SHANA DE RENDPEINE				31/03/2003									
Lap / preceding :00:00:03													
- - JEAN LUC MARCHAL												Total Riding Time: 04:40:08	
4	202	17.128	Dep. : 13:00:15	1	1	09:24:20	09:25:25	00:01:05	16.504	57/60	16.504	00:01:05	02:25:25
Enora BOULENGER				2	4	12:18:51	12:20:15	00:01:24	17.800	55/55	17.128	00:02:29	04:40:15
NAIPRIMA DE BOZOULS				16/06/2006									
Lap / preceding :00:00:07													
- - EARL MEZAGRI												Total Riding Time: 04:40:15	
5	204	17.125	Dep. : 13:00:18	1	9	09:24:26	09:26:05	00:01:39	16.429	53/60	16.429	00:01:39	02:26:05
Julien GOACHET				2	5	12:18:52	12:20:18	00:01:26	17.882	61	17.125	00:03:05	04:40:18
ULYSSA DE COAT FRITY				07/07/2008									
Lap / preceding :00:00:03													
- - Monsieur Jean-Pierre LE HEGARAT												Total Riding Time: 04:40:18	
6	201	17.117	Dep. : 13:00:25	1	8	09:24:21	09:26:03	00:01:42	16.433	53/56	16.433	00:01:42	02:26:03
Virginie ATGER				2	6	12:18:38	12:20:25	00:01:47	17.862	62/60	17.117	00:03:29	04:40:25
QUERSANE DES PINS				26/04/2004									
Lap / preceding :00:00:07													
- - Madame Nicole MALATIER												Total Riding Time: 04:40:25	
7	238	17.109	Dep. : 13:00:33	1	5	09:24:20	09:25:49	00:01:29	16.459	52/60	16.459	00:01:29	02:25:49
Daniele SERIOLI				2	7	12:18:36	12:20:33	00:01:57	17.813	62/52	17.109	00:03:26	04:40:33
GRISU DELL'ORSETTA				13/05/2007									
Lap / preceding :00:00:08													
- - LORENZELLI JACOPO												Total Riding Time: 04:40:33	
8	224	17.089	Dep. : 13:00:53	1	11	09:23:39	09:26:10	00:02:31	16.420	58/56	16.420	00:02:31	02:26:10
Sh. Mohammed Bin Mubarak AL KHALIFA				2	8	12:18:18	12:20:53	00:02:35	17.815	60/57	17.089	00:05:06	04:40:53
TALENT DE JANSAVIS				08/04/2006									
Lap / preceding :00:00:20													
- - ROYAL ENDURANCE TEAM OF BAHRAIN												Total Riding Time: 04:40:53	
9	210	17.084	Dep. : 13:00:58	1	10	09:24:26	09:26:08	00:01:42	16.423	54/48	16.423	00:01:42	02:26:08
Marie SAPONE				2	9	12:18:39	12:20:58	00:02:19	17.800	60/60	17.084	00:04:01	04:40:58
SHAGYA FELLEG				16/02/2005									
Lap / preceding :00:00:05													
- - Monsieur RENALDO SAPONE												Total Riding Time: 04:40:58	
10	211	17.078	Dep. : 13:01:04	1	12	09:24:24	09:26:27	00:02:03	16.388	52/60	16.388	00:02:03	02:26:27
Margot THOMAS				2	10	12:18:44	12:21:04	00:02:20	17.828	63/60	17.078	00:04:23	04:41:04
KALON MILIN AVEL				26/04/2005									
Lap / preceding :00:00:06													
- - S.C.E.A. KERVREN ENDURANCE												Total Riding Time: 04:41:04	

RANK	NUM.	AV. SPEED	NAT.	PHASE	RANK	ARRIVAL	IN TIME	RECOV. T.	PH. SPEED	BPM	AV. SPEED	TOTAL REC.	LAP/LEAD
11	229	17.074	Dep. : 13:01:08	1	6	09:24:04	09:25:54	00:01:50	16.450	64/62	16.450	00:01:50	02:25:54
Josep TAPIAS PUIG				2	11	12:18:34	12:21:08	00:02:34	17.747	64	17.074	00:04:24	04:41:08
SALADINO			01/01/2006										
Lap / preceding :00:00:04													
- - INIGO CASTRESANA LANZAGORTA												Total Riding Time: 04:41:08	
12	203	17.026	Dep. : 13:01:55	1	16	09:24:18	09:27:17	00:02:59	16.295	60/58	16.295	00:02:59	02:27:17
Vincent GAUDIOT				2	12	12:18:43	12:21:55	00:03:12	17.826	57/54	17.026	00:06:11	04:41:55
TAHAR DU BARTHAS			06/04/2007										
Lap / preceding :00:00:47													
- - M. HERVE GAGNEUR et Mme MARTINE GAGNEUR												Total Riding Time: 04:41:55	
13	216	16.998	Dep. : 13:02:23	1	17	09:24:31	09:27:29	00:02:58	16.273	56/54	16.273	00:02:58	02:27:29
Elisabeth HARDY				2	13	12:18:50	12:22:23	00:03:33	17.791	64	16.998	00:06:31	04:42:23
UNIFLY DE LA SAULIRE			11/05/2008										
Lap / preceding :00:00:28													
- - Monsieur VINCENT DUPONT												Total Riding Time: 04:42:23	
14	213	16.942	Dep. : 13:03:19	1	13	09:25:00	09:26:54	00:01:54	16.338	58/56	16.338	00:01:54	02:26:54
Peter BASTIJNS				2	14	12:19:39	12:23:19	00:03:40	17.593	63	16.942	00:05:34	04:43:19
EZI			01/01/2003										
Lap / preceding :00:00:56													
- - RC BTB-Russe												Total Riding Time: 04:43:19	
15	214	16.812	Dep. : 13:05:31	1	22	09:24:27	09:28:28	00:04:01	16.165	56/52	16.165	00:04:01	02:28:28
Ingrid CELEN				2	15	12:18:37	12:25:31	00:06:54	17.512	53/54	16.812	00:10:55	04:45:31
FLORIDA J			04/04/2003										
Lap / preceding :00:02:12													
- - Celen Ingrid												Total Riding Time: 04:45:31	
16	246	16.767	Dep. : 13:06:17	1	18	09:24:23	09:27:35	00:03:12	16.262	58/60	16.262	00:03:12	02:27:35
Silvie LORENZOVA				2	16	12:18:49	12:26:17	00:07:28	17.304	60	16.767	00:10:40	04:46:17
TOZEUR DU SAUVETERRE			10/04/2007										
Lap / preceding :00:00:46													
- - REGUTEC Ltd												Total Riding Time: 04:46:17	
17	218	16.382	Dep. : 13:13:00	1	20	09:25:12	09:28:01	00:02:49	16.214	64/54	16.214	00:02:49	02:28:01
Hemeline PIRONT				2	17	12:30:25	12:33:00	00:02:35	16.554	57	16.382	00:05:24	04:53:00
LI KRIZOS			17/05/2008										
Lap / preceding :00:06:43													
- - Scohier Pierre- Emmanuel												Total Riding Time: 04:53:00	
18	207	16.349	Dep. : 13:13:36	1	19	09:23:39	09:27:57	00:04:18	16.222	60/56	16.222	00:04:18	02:27:57
Allan LEON				2	18	12:30:23	12:33:36	00:03:13	16.478	62/54	16.349	00:07:31	04:53:36
TAILA DU ROCH			03/06/2007										
Lap / preceding :00:00:36													
- - Monsieur ALLAN LEON												Total Riding Time: 04:53:36	
19	242	16.322	Dep. : 13:14:05	1	21	09:25:02	09:28:16	00:03:14	16.187	54/50	16.187	00:03:14	02:28:16
Andrea AMACHER				2	19	12:30:24	12:34:05	00:03:41	16.459	59	16.322	00:06:55	04:54:05
RUSTIK D'ALSACE			19/04/2005										
Lap / preceding :00:00:29													
- - Amacher Andrea												Total Riding Time: 04:54:05	
20	222	16.230	Dep. : 13:15:45	1	23	09:25:06	09:30:18	00:05:12	15.968	63/60	15.968	00:05:12	02:30:18
Davy VERHAEGHE				2	20	12:30:24	12:35:45	00:05:21	16.501	63	16.230	00:10:33	04:55:45
LUNA			29/05/2006										
Lap / preceding :00:01:40													
- - Joseph Denoel												Total Riding Time: 04:55:45	
21	237	16.206	Dep. : 13:16:11	1	14	09:25:08	09:27:03	00:01:55	16.321	49/52	16.321	00:01:55	02:27:03
Petra HATTAB				2	21	12:34:16	12:36:11	00:01:55	16.093	57/66	16.206	00:03:50	04:56:11
PRINCE SHARIF			30/03/1999										
Lap / preceding :00:00:26													
- - Hattab Petra												Total Riding Time: 04:56:11	
22	236	16.021	Dep. : 13:19:36	1	24	09:25:06	09:32:14	00:07:08	15.765	62/60	15.765	00:07:08	02:32:14
Veronika GRELL				2	22	12:34:39	12:39:36	00:04:57	16.286	62/56	16.021	00:12:05	04:59:36
MK MAHBOUB			04/05/2006										
Lap / preceding :00:03:25													
- - Hattab, Petra												Total Riding Time: 04:59:36	
23	219	15.862	Dep. : 13:22:37	1	25	09:25:03	09:34:43	00:09:40	15.512	61/60	15.512	00:09:40	02:34:43
Annik ROEX				2	23	12:34:39	12:42:37	00:07:58	16.227	58/60	15.862	00:17:38	05:02:37
VINNIE OF MARYLOT			10/04/2001										
Lap / preceding :00:03:01													
- - Annik Roex												Total Riding Time: 05:02:37	

RANK	NUM.	AV. SPEED	NAT.	PHASE	RANK	ARRIVAL	IN TIME	RECOV. T.	PH. SPEED	BPM	AV. SPEED	TOTAL REC.	LAP/LEAD
24	239	15.622	Dep. : 13:27:16	1	31	09:42:01	09:43:24	00:01:23	14.688	47/52	14.688	00:01:23	02:43:24
<b>Nora PENFORNIS</b>													
UNIKE DE L'ASTRAN													
Lap / preceding :00:04:39													
- - M. Gilles PENFORNIS et Mme Nora JUNKER PENFORNIS												Total Riding Time: 05:07:16	
25	232	15.588	Dep. : 13:27:56	1	27	09:39:13	09:41:53	00:02:40	14.825	64/64	14.825	00:02:40	02:41:53
<b>Andrea CHAMP</b>													
DRUIMGHIGHA LUXOR													
Lap / preceding :00:00:40													
- - Andrea Champ												Total Riding Time: 05:07:56	
26	244	15.569	Dep. : 13:28:18	1	29	09:38:26	09:43:12	00:04:46	14.706	56/52	14.706	00:04:46	02:43:12
<b>Natalie MILLER-COLLMANN</b>													
BATHAN DE FIGNOLS													
Lap / preceding :00:00:22													
- - Collmann Anne-Marie												Total Riding Time: 05:08:18	
27	231	15.551	Dep. : 13:28:40	1	30	09:39:04	09:43:17	00:04:13	14.698	56/54	14.698	00:04:13	02:43:17
<b>Kathy CARR</b>													
ABERLLWYD FEMME FATALLE													
Lap / preceding :00:00:22													
- - Kathy Carr												Total Riding Time: 05:08:40	
28	234	15.531	Dep. : 13:29:03	1	28	09:39:01	09:42:31	00:03:30	14.768	61/56	14.768	00:03:30	02:42:31
<b>Lorna KIDSON</b>													
SHEER BLISS													
Lap / preceding :00:00:23													
- - Sallie Dudley												Total Riding Time: 05:09:03	
29	233	15.527	Dep. : 13:29:08	1	26	09:38:23	09:41:29	00:03:06	14.862	62/54	14.862	00:03:06	02:41:29
<b>Fiona GRIFFITHS</b>													
BALISHLA													
Lap / preceding :00:00:05													
- - Fiona Griffiths												Total Riding Time: 05:09:08	
30	243	15.123	Dep. : 13:37:24	1	32	09:38:25	09:43:41	00:05:16	14.662	63/60	14.662	00:05:16	02:43:41
<b>Lea GABRIEL</b>													
ULUBERLU D AURIERES													
Lap / preceding :00:08:16													
- - Gabriel Lea												Total Riding Time: 05:17:24	
31	205	15.082	Dep. : 13:38:15	1	35	09:43:04	09:45:05	00:02:01	14.538	56/53	14.538	00:02:01	02:45:05
<b>Franck LAOUSSE</b>													
PSIKADEL DE LURIECQ													
Lap / preceding :00:00:51													
- - Monsieur PIERRE BAUERSCHMITT												Total Riding Time: 05:18:15	
32	209	15.067	Dep. : 13:38:35	1	33	09:43:01	09:44:41	00:01:40	14.573	50/50	14.573	00:01:40	02:44:41
<b>Elodie ROUSSEL</b>													
USAKHA DES EYMES													
Lap / preceding :00:00:20													
- - Monsieur JULIEN CLAUDE												Total Riding Time: 05:18:35	
33	208	14.936	Dep. : 13:41:22	1	34	09:43:00	09:44:48	00:01:48	14.563	51/56	14.563	00:01:48	02:44:48
<b>Dominique LIMAUX</b>													
SUSCHI DES FEIGNES													
Lap / preceding :00:02:47													
- - DOCTEUR VETE DOMINIQUE LIMAUX												Total Riding Time: 05:21:22	
34	235	14.456	Dep. : 13:52:03	1	36	09:39:24	09:45:50	00:06:26	14.472	53/54	14.472	00:06:26	02:45:50
<b>Heather WHITELEY</b>													
DISTANCE OASIS													
Lap / preceding :00:10:41													
- - Heather Whiteley												Total Riding Time: 05:32:03	
35	223	14.085	Dep. : 14:00:47	1	37	09:53:00	09:55:31	00:02:31	13.674	63/60	13.674	00:02:31	02:55:31
<b>Charlene WILLEME</b>													
AI XAMBA													
Lap / preceding :00:08:44													
- - Willeme Charlene												Total Riding Time: 05:40:47	
NQ	220	LA		1	15	09:25:08	09:27:14	00:02:06	16.301	60	16.301	00:02:06	02:27:14
<b>Jan SEYKENS</b>													
MALAJKA													
Lap / preceding :23:02:20													
- - Jan Seykens													

RANK	NUM.	AV. SPEED	NAT.	PHASE	RANK	ARRIVAL	IN TIME	RECOV. T.	PH. SPEED	BPM	AV. SPEED	TOTAL REC.	LAP/LEAD
<b>NQ</b>	<b>241</b>	LA		1	7	09:24:02	09:25:58	00:01:56	16.442	60/56	16.442	00:01:56	02:25:58
<b>Carmen RÖMER</b>				2	LA	12:18:34	12:23:23	00:04:49	17.465	0	16.938	00:06:45	04:43:23
DA FUICA DA MARINELA			10/02/2008										
Lap / preceding :00:00:16													
- - Rob Sedgley													
<b>NQ</b>	<b>245</b>	LA		1	38	09:52:58	09:57:26	00:04:28	13.526	59/60	13.526	00:04:28	02:57:26
<b>Stella ROFFLER</b>				2	LA	13:17:04	13:28:17	00:11:13	14.047	63/70	13.782	00:15:41	05:48:17
SWEETY VIII			09/03/2006										
Lap / preceding :01:04:54													
- - Roffler Stella													
<b>NQ</b>	<b>206</b>	LA		1	LA	09:42:05	09:44:20	00:02:15	14.604	0	14.604	00:02:15	02:44:20
<b>Tiphenn LE BITOUX</b>													
SHALIMAR OKKOMUT			18/04/2006										
Lap / preceding :20:56:03													
- - Mme Anne-Marie LE BITOUX et M. Jean-Louis LE BITOU													
<b>NQ</b>	<b>215</b>	LA		1	LA	09:24:29	09:27:42	00:03:13	16.249	0	16.249	00:03:13	02:27:42
<b>Dominique EVRARD</b>													
SEMILLAH LEMPIKAH			12/05/2003										
Lap / preceding :23:43:22													
- - Claire Bruera													
<b>NQ</b>	<b>217</b>	LA		1	LA	09:25:05	09:27:44	00:02:39	16.245	50/50	16.245	00:02:39	02:27:44
<b>Hilde JACOBS</b>													
DIOR			14/05/2005										
Lap / preceding :00:00:02													
- - Wijns Jozef													
<b>NQ</b>	<b>230</b>	LA		1	LA	09:40:38	09:42:49	00:02:11	14.741	0	14.741	00:02:11	02:42:49
<b>Katie Louise BEDWIN</b>													
ELAYLA			06/07/2006										
Lap / preceding :00:15:05													
- - Mrs Lucy & Miss Katie Bedwin													
<b>NQ</b>	<b>240</b>	LA		1	LA	09:38:21	09:40:40	00:02:19	14.938	0	14.938	00:02:19	02:40:40
<b>Said JEDDARI</b>													
BONNE REINE			19/04/2005										
Lap / preceding :23:57:51													
- - Monsieur SAID JEDDARI													

WD=Withdrawn, RET=Retired, DSQ=Disqualified, FNR=Finished not ranked, LA=Lame, M=Minor injury, CF=Catastrophic injury, ME=Metabolic, ME-TR=Metabolic invasive treatment, OT=Out of time, FTC: Failed to complete

